




Coochin Creek camping and day-use area map

Beerwah State Forest

This camping area has sites specifically for different camper types (tent, camper trailer, campervan, caravan). Choose a camp site that best suits your camping needs. Detailed descriptions of individual camp sites—size and surface—are provided on pages two to four.

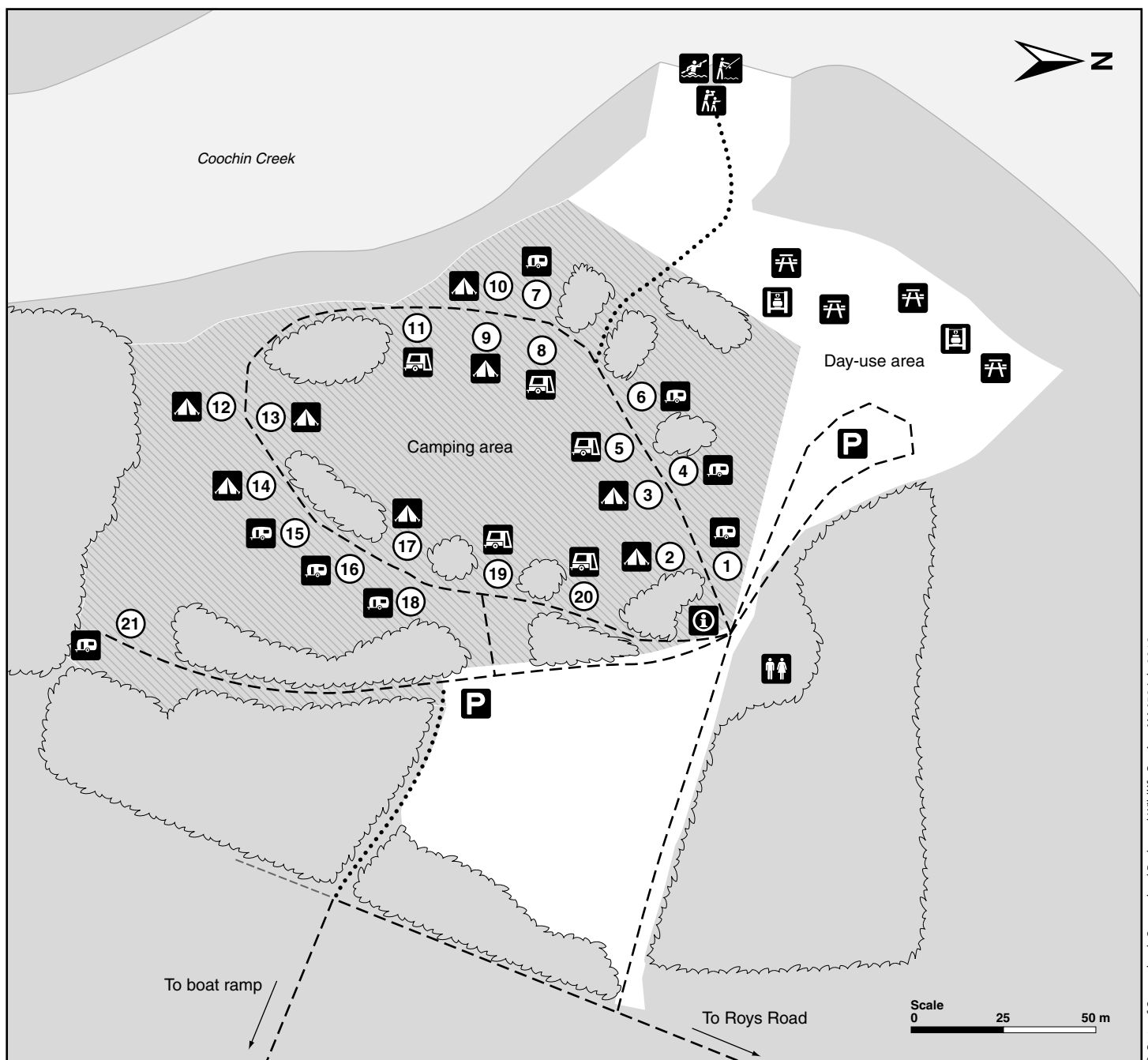
 Open fires are permitted in the fire rings provided in the camping area. Bring your own clean-milled firewood. It is illegal to collect wood from the State forest. Preferably bring your own fuel stove.

 Domestic animals are not permitted in the camping and day-use area.

 Generators are not permitted. Exemptions apply for medical purposes. For details visit qld.gov.au/NationalParks and search for Generator use medical exemptions.

Legend

	State forest		Information
	Day use area		Tent camping
	Camping area		Caravan camping
	Creek		Camper trailer
	Unsealed road		Picnic table
	Management track		Barbecue—gas
	Walking track		Viewpoint
	Camp site number		Canoeing
	Parking		Fishing
	Toilets		



© State of Queensland. Queensland Parks and Wildlife Service. MA658 July 2019

Coochin Creek camping area

Beerwah State Forest

Individual car parking spaces are located close to each camping site.

Some sites have larger car parking spaces—with space for a larger vehicle or a vehicle and camper trailer.

Site number	Site suitable for	Individual site details	Photos of sites
1		Unsuitable for tents 13m x 8m Gravel base Partial tree shade	
2		Car park with gravel base, 6m x 4m Timber bollard surrounds Single tent site—4m x 4m sand base with timber edges Partial tree shade	
3		Car park with gravel base, 5.5m x 4m Timber bollard surrounds Single tent site—4m x 4m sand base Partial tree shade	
4		Unsuitable for tents 12m x 8m Gravel base Partial tree shade	
5		Car park with gravel base, 7m x 6.5m Timber bollard surrounds Double tent site—6m x 4m sand base Partial tree shade	
6		Unsuitable for tents 12m x 8m Gravel base Full tree shade	
7		Unsuitable for tents 12m x 8m Gravel base Partial tree shade	















© State of Queensland. Queensland Parks and Wildlife Service. MA658 July 2019

Coochin Creek camping area

Beerwah State Forest

Individual car parking spaces are located close to each camping site.

Some sites have larger car parking spaces—with space for a larger vehicle or a vehicle and camper trailer.

Site number	Site suitable for	Individual site details	Photos of sites
8		Car park with gravel base, 5m x 6m Timber bollard surrounds Double tent site—6m x 4m sand base Partial tree shade	
9		Car park with gravel base, 6m x 4m Timber bollard surrounds Single tent site—4m x 4m sand base Partial tree shade	
10		Car park with gravel base, 6m x 4m Timber bollard surrounds Single tent site—4m x 4m sand base Full tree shade	
11		Car park with gravel base, 6m x 6m Timber bollard surrounds Single tent site—4m x 4m sand base Partial tree shade	
12		Car park with gravel base, 6m x 5.5m Timber bollard surrounds Double tent site—6m x 4m sand base Full to partial tree shade	
13		Car park with gravel base, 7m x 5.5m Timber bollard surrounds Double tent site—6m x 4m sand base Full to part tree shade	
14		Car park with gravel base, 6m x 6m Timber bollard surrounds Double tent site—6m x 4m sand base Partial tree shade	

© State of Queensland. Queensland Parks and Wildlife Service. MA658 July 2019

Coochin Creek camping area

Beerwah State Forest

Individual car parking spaces are located close to each camping site.

Some sites have larger car parking spaces—with space for a larger vehicle or a vehicle and camper trailer.

Site number	Site suitable for	Individual site details	Photos of sites
15		Unsuitable for tents 12m x 8m Gravel base Partial tree shade	
16		Unsuitable for tents 3m x 5m Gravel base Partial tree shade	
17		Car park with gravel base, 6.5m x 4m Timber bollard surrounds Single tent site—4m x 4m sand base Partial tree shade	
18		Unsuitable for tents 12m x 7m Gravel base Partial tree shade	
19	 	Car park with gravel base, 6m x 5.5m Timber bollard surrounds Single tent site—4m x 4m sand base Partial tree shade	
20	 	Car park with gravel base, 6.5m x 6.5m Timber bollard surrounds Double tent site—6m x 4m sand base Partial tree shade	
21	  	Car park with gravel base, 12m x 16m 2 x Double tent sites—each 6m x 4m Sand base Partial tree shade	

© State of Queensland. Queensland Parks and Wildlife Service. MA658 July 2019